

<b>Cruise ID</b>	EX2206	<b>Dive ID</b>	DIVE02
<b>Dive Location</b>	East of Formigas Rift		

**Spec ID** EX2206\_\_D2\_DIVE02\_SPEC13BIO ( EX2206\_D02\_13B )

**Collection Date:**  **Collection Time:**  **Lat and Long:**

**Collection Reason:**  **ROV Box Used:**

**Phylum:** Arthropoda **Field ID** Crustacea

**Preparation** Dried **Depth m:**  **Temp C**

**Preservative** Dried **Salinity:**  **Oxygen**

**Repository Info:** SNMNH **SubSample Repository:**  **Bio Rep Num:**

**Submersible Videos:**

**FrameGrab Images:** IMG\_20220820\_135153.jpg; IMG\_20220820\_135225.jpg; IMG\_20220820\_135234.jpg;  
IMG\_20220820\_135242.jpg; IMG\_20220820\_135303.jpg;

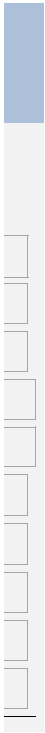
**Lab Camera Images:**

**Microscope Images:** EX2206\_IMG\_20220808T00Z\_MICRO\_D02\_13B\_M01.JPG;  
EX2206\_IMG\_20220808T00Z\_MICRO\_D02\_13B\_M02.JPG;  
EX2206\_IMG\_20220808T00Z\_MICRO\_D02\_13B\_M03.JPG;  
EX2206\_IMG\_20220808T00Z\_MICRO\_D02\_13B\_M04.JPG;  
EX2206\_IMG\_20220808T00Z\_MICRO\_D02\_13B\_M05.JPG;  
EX2206\_IMG\_20220808T00Z\_MICRO\_D02\_13B\_M06.JPG;  
EX2206\_IMG\_20220808T00Z\_MICRO\_D02\_13B\_M07.JPG;  
EX2206\_IMG\_20220808T00Z\_MICRO\_D02\_13B\_M08.JPG;  
EX2206\_IMG\_20220808T00Z\_MICRO\_D02\_13B\_M09.JPG;  
EX2206\_IMG\_20220808T00Z\_MICRO\_D02\_13B\_M10.JPG;  
EX2206\_IMG\_20220808T00Z\_MICRO\_D02\_13B\_M11.JPG;  
EX2206\_IMG\_20220808T00Z\_MICRO\_D02\_13B\_M12.JPG;  
EX2206\_IMG\_20220808T00Z\_MICRO\_D02\_13B\_M13.JPG;  
EX2206\_IMG\_20220808T00Z\_MICRO\_D02\_13B\_M14.JPG;  
EX2206\_IMG\_20220808T00Z\_MICRO\_D02\_13B\_M15.JPG;  
EX2206\_IMG\_20220808T00Z\_MICRO\_D02\_13B\_M16.JPG;  
EX2206\_IMG\_20220808T00Z\_MICRO\_D02\_13B\_M17.JPG;  
EX2206\_IMG\_20220808T00Z\_MICRO\_D02\_13B\_M18.JPG;  
EX2206\_IMG\_20220808T00Z\_MICRO\_D02\_13B\_M19.JPG;  
EX2206\_IMG\_20220808T00Z\_MICRO\_D02\_13B\_M20.JPG;  
EX2206\_IMG\_20220808T00Z\_MICRO\_D02\_13B\_M21.JPG;  
EX2206\_IMG\_20220808T00Z\_MICRO\_D02\_13B\_M22.JPG;  
EX2206\_IMG\_20220808T00Z\_MICRO\_D02\_13B\_M23.JPG;

**Microscope Videos:**



<b>Cruise ID</b>	EX2206	<b>Dive ID</b>	DIVE02
<b>Dive Location</b>	East of Formigas Rift		
<b>Spec ID</b>	EX2206_20220808T111729_D2_DIVE02_SPEC01WAT	(	EX2206_D02_01W )
<b>Collection Date:</b>	20220808	<b>Collection Time:</b>	111729
		<b>Lat and Long:</b>	37.35402 -24.38241
<b>Collection Reason:</b>	eDNA	<b>ROV Box Used:</b>	Niskin Bottle 1
<b>Phylum:</b>		<b>Field ID</b>	eDNA on bottom
<b>Preparation</b>		<b>Depth m:</b>	843.7
		<b>Temp C</b>	8.569
<b>Preservative</b>	Longmire's Buffer Solution	<b>Salinity:</b>	35.444
		<b>Oxygen</b>	6.238
<b>Repository Info:</b>	SNMNH	<b>SubSample Repository:</b>	
		<b>Bio Rep Num:</b>	
<b>Submersible Videos:</b>	EX2206_VID_20220808T111308Z_D02_01W_08.mov;		
<b>FrameGrab Images:</b>	EX2206_IMG_20220808T111329Z_D02_01W_08.jpg;		
<b>Lab Camera Images:</b>			
<b>Microscope Images:</b>			
<b>Microscope Videos:</b>			



<b>Cruise ID</b>	EX2206	<b>Dive ID</b>	DIVE02			
<b>Dive Location</b>	East of Formigas Rift					
<b>Spec ID</b>	EX2206_20220808T121126_D2_DIVE02_SPEC02BIO		( EX2206_D02_02B )			
<b>Collection Date:</b>	20220808	<b>Collection Time:</b>	121126	<b>Lat and Long:</b>	37.35438 -24.38128	
<b>Collection Reason:</b>	Lab Assessment Required for ID		<b>ROV Box Used:</b>	Port Outboard Bio Box		
<b>Phylum:</b>	Porifera	<b>Field ID</b>	Haliclona			
<b>Preparation</b>	95% analytical EtOH		<b>Depth m:</b>	838.1	<b>Temp C</b>	8.532
<b>Preservative</b>	95% EtOH		<b>Salinity:</b>	35.445	<b>Oxygen</b>	6.239
<b>Repository Info:</b>	SNMNH	<b>SubSample Repository:</b>	SNMNH	<b>Bio Rep Num:</b>		
<b>Submersible Videos:</b>	EX2206_VID_20220808T121102Z_D02_02B_04.mov; EX2206_VID_20220808T121146Z_D02_02B_02.mov; EX2206_VID_20220808T120459Z_CPHD.mov EX2206_VID_20220808T120459Z_ROVHD.mov; EX2206_VID_20220808T121000Z_CPHD.mov; EX2206_VID_20220808T121000Z_ROVHD.mov; EX2206_VID_20220808T121015Z_D02_02B_04.mov;					
<b>FrameGrab Images:</b>	EX2206_IMG_20220808T120921Z_ROVHD.jpg; EX2206_IMG_20220808T121010Z_ROVHD.jpg; EX2206_IMG_20220808T121034Z_D02_02B_04.jpg; EX2206_IMG_20220808T121051Z_CPHD.jpg; EX2206_IMG_20220808T121104Z_D02_02B_04.jpg; EX2206_IMG_20220808T121227Z_D02_02B_02.jpg; EX2206_IMG_20220808T121419Z_CPHD.jpg;					
<b>Lab Camera Images:</b>	EX2206_IMG_20220808T121126Z_SMPSTL_D02_02B_L01.CR2; EX2206_IMG_20220808T121126Z_SMPSTL_D02_02B_L01.JPG; EX2206_IMG_20220808T121126Z_SMPSTL_D02_02B_L02.CR2; EX2206_IMG_20220808T121126Z_SMPSTL_D02_02B_L02.JPG; EX2206_IMG_20220808T121126Z_SMPSTL_D02_02B_L03.CR2; EX2206_IMG_20220808T121126Z_SMPSTL_D02_02B_L03.JPG; EX2206_IMG_20220808T121126Z_SMPSTL_D02_02B_L04.CR2; EX2206_IMG_20220808T121126Z_SMPSTL_D02_02B_L04.JPG; EX2206_IMG_20220808T121126Z_SMPSTL_D02_02B_L05.CR2; EX2206_IMG_20220808T121126Z_SMPSTL_D02_02B_L05.JPG; EX2206_IMG_20220808T121126Z_SMPSTL_D02_02B_L06.CR2; EX2206_IMG_20220808T121126Z_SMPSTL_D02_02B_L06.JPG; EX2206_IMG_20220808T121126Z_SMPSTL_D02_02B_L07.CR2; EX2206_IMG_20220808T121126Z_SMPSTL_D02_02B_L07.JPG;					
<b>Microscope Images:</b>						
<b>Microscope Videos:</b>						



;

<b>Cruise ID</b>	EX2206	<b>Dive ID</b>	DIVE02
<b>Dive Location</b>	East of Formigas Rift		

**Spec ID** EX2206\_20220808T121126\_D2\_DIVE02\_SPEC02BIO\_A01 ( EX2206\_D02\_02B\_A01 )

**Collection Date:** 20220808 **Collection Time:** 121126 **Lat and Long:** 37.35438 -24.38128

**Collection Reason:**  **ROV Box Used:**

**Phylum:** Cnidaria **Field ID** Hydroida

**Preparation**  **Depth m:** 838.1 **Temp C** 8.532

**Preservative**  **Salinity:** 35.445 **Oxygen** 6.239

**Repository Info:** SNMNH **SubSample Repository:**  **Bio Rep Num:**

**Submersible Videos:**

**FrameGrab Images:**

**Lab Camera Images:**

**Microscope Images:**

**Microscope Videos:**

**Spec ID** EX2206\_20220808T130345\_D2\_DIVE02\_SPEC03BIO ( EX2206\_D02\_03B )

**Collection Date:** 20220808 **Collection Time:** 130345 **Lat and Long:** 37.35503 -24.37988

**Collection Reason:** Characteristic of Site **ROV Box Used:** Suction Canister 1

**Phylum:**  **Field ID** Blue hymedesmiidae

**Preparation** 95% analytical EtOH **Depth m:** 714.2 **Temp C** 10.361

**Preservative** 95% EtOH **Salinity:** 35.488 **Oxygen** 5.945

**Repository Info:** SNMNH **SubSample Repository:** SNMNH **Bio Rep Num:**

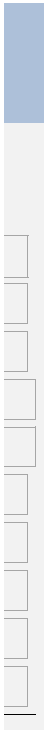
**Submersible Videos:** EX2206\_VID\_20220808T125459Z\_CPHD.mov; EX2206\_VID\_20220808T125459Z\_ROVHD.mov; EX2206\_VID\_20220808T130000Z\_CPHD.mov; EX2206\_VID\_20220808T130000Z\_ROVHD.mov; EX2206\_VID\_20220808T130153Z\_D02\_03B\_02.mov; EX2206\_VID\_20220808T130217Z\_D02\_03B\_11.mov; EX2206\_VID\_20220808T130242Z\_D02\_03B\_02.mov; EX2206\_VID\_20220808T130258Z\_D02\_03B\_11.mov;

**FrameGrab Images:** EX2206\_IMG\_20220808T125539Z\_ROVHD.jpg; EX2206\_IMG\_20220808T125739Z\_ROVHD.jpg; EX2206\_IMG\_20220808T125824Z\_CPHD.jpg; EX2206\_IMG\_20220808T125946Z\_ROVHD.jpg; EX2206\_IMG\_20220808T130135Z\_ROVHD.jpg; EX2206\_IMG\_20220808T130210Z\_D02\_03B\_02.jpg; EX2206\_IMG\_20220808T130225Z\_D02\_03B\_11.jpg; EX2206\_IMG\_20220808T130246Z\_ROVHD.jpg; EX2206\_IMG\_20220808T130252Z\_CPHD.jpg; EX2206\_IMG\_20220808T130253Z\_D02\_03B\_02.jpg; EX2206\_IMG\_20220808T130302Z\_D02\_03B\_11.jpg;

**Lab Camera Images:**

**Microscope Images:**

**Microscope Videos:**

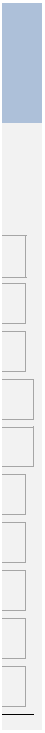




<b>Cruise ID</b>	EX2206	<b>Dive ID</b>	DIVE02
<b>Dive Location</b>	East of Formigas Rift		

<b>Spec ID</b>	EX2206_20220808T130345_D2_DIVE02_SPEC03BIO_A01	(	EX2206_D02_03B_A01	)		
<b>Collection Date:</b>	20220808	<b>Collection Time:</b>	130345	<b>Lat and Long:</b>	37.35503	-24.37988
<b>Collection Reason:</b>		<b>ROV Box Used:</b>				
<b>Phylum:</b>		<b>Field ID</b>	Glass sponge			
<b>Preparation</b>	95% analytical EtOH		<b>Depth m:</b>	714.2	<b>Temp C</b>	10.361
<b>Preservative</b>	95% EtOH		<b>Salinity:</b>	35.488	<b>Oxygen</b>	5.945
<b>Repository Info:</b>	SNMNH	<b>SubSample Repository:</b>	SNMNH	<b>Bio Rep Num:</b>		
<b>Submersible Videos:</b>						
<b>FrameGrab Images:</b>						
<b>Lab Camera Images:</b>						
<b>Microscope Images:</b>						
<b>Microscope Videos:</b>						

<b>Spec ID</b>	EX2206_20220808T130711_D2_DIVE02_SPEC04BIO	(	EX2206_D02_04B	)		
<b>Collection Date:</b>	20220808	<b>Collection Time:</b>	130711	<b>Lat and Long:</b>	37.35503	-24.37989
<b>Collection Reason:</b>	Characteristic of Site	<b>ROV Box Used:</b>	Starboard Outboard Bio Box			
<b>Phylum:</b>	Cnidaria	<b>Field ID</b>	Acanthogorgia			
<b>Preparation</b>	95% analytical EtOH		<b>Depth m:</b>	713.8	<b>Temp C</b>	10.340
<b>Preservative</b>	95% EtOH		<b>Salinity:</b>	35.492	<b>Oxygen</b>	5.963
<b>Repository Info:</b>	SNMNH	<b>SubSample Repository:</b>	SNMNH	<b>Bio Rep Num:</b>		
<b>Submersible Videos:</b>	EX2206_VID_20220808T130404Z_D02_04B_02.mov; EX2206_VID_20220808T130459Z_CPHD.mov EX2206_VID_20220808T130459Z_ROVHD.mov;					
<b>FrameGrab Images:</b>	EX2206_IMG_20220808T130352Z_ROVHD.jpg; EX2206_IMG_20220808T130418Z_D02_04B_02.jpg; EX2206_IMG_20220808T130514Z_ROVHD.jpg; EX2206_IMG_20220808T130613Z_CPHD.jpg; EX2206_IMG_20220808T130616Z_D02_04B_02.jpg;					
<b>Lab Camera Images:</b>						
<b>Microscope Images:</b>						
<b>Microscope Videos:</b>						

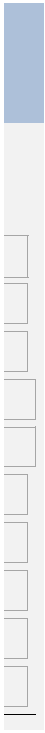


Cruise ID	EX2206	Dive ID	DIVE02
Dive Location	East of Formigas Rift		

Spec ID	EX2206_20220808T130711_D2_DIVE02_SPEC04BIO_A01	(	EX2206_D02_04B_A01	)		
Collection Date:	20220808	Collection Time:	130711	Lat and Long:	37.35503	-24.37989
Collection Reason:		ROV Box Used:				
Phylum:		Field ID	Mixed lot Ophiroid			
Preparation		Depth m:	713.8	Temp C	10.340	
Preservative		Salinity:	35.492	Oxygen	5.963	
Repository Info:	SNMNH	SubSample Repository:		Bio Rep Num:		
Submersible Videos:						
FrameGrab Images:						
Lab Camera Images:						
Microscope Images:						
Microscope Videos:						

Spec ID	EX2206_20220808T130711_D2_DIVE02_SPEC04BIO_A02	(	EX2206_D02_04B_A02	)		
Collection Date:	20220808	Collection Time:	130711	Lat and Long:	37.35503	-24.37989
Collection Reason:		ROV Box Used:				
Phylum:		Field ID	Elongated Sponge			
Preparation		Depth m:	713.8	Temp C	10.340	
Preservative		Salinity:	35.492	Oxygen	5.963	
Repository Info:	SNMNH	SubSample Repository:		Bio Rep Num:		
Submersible Videos:						
FrameGrab Images:						
Lab Camera Images:						
Microscope Images:						
Microscope Videos:						

Spec ID	EX2206_20220808T130711_D2_DIVE02_SPEC04BIO_A03	(	EX2206_D02_04B_A03	)		
Collection Date:	20220808	Collection Time:	130711	Lat and Long:	37.35503	-24.37989
Collection Reason:		ROV Box Used:				
Phylum:		Field ID	Tunicate			
Preparation		Depth m:	713.8	Temp C	10.340	
Preservative		Salinity:	35.492	Oxygen	5.963	
Repository Info:	SNMNH	SubSample Repository:		Bio Rep Num:		
Submersible Videos:						
FrameGrab Images:						
Lab Camera Images:						
Microscope Images:						
Microscope Videos:						



<b>Cruise ID</b>	EX2206	<b>Dive ID</b>	DIVE02
<b>Dive Location</b>	East of Formigas Rift		

**Spec ID** EX2206\_20220808T130711\_D2\_DIVE02\_SPEC04BIO\_A04 ( EX2206\_D02\_04B\_A04 )

**Collection Date:** 20220808    **Collection Time:** 130711    **Lat and Long:** 37.35503 -24.37989

**Collection Reason:**    **ROV Box Used:**

**Phylum:**    **Field ID** Mixed lot hydrozoans

**Preparation**    **Depth m:** 713.8    **Temp C** 10.340

**Preservative**    **Salinity:** 35.492    **Oxygen** 5.963

**Repository Info:** SNMNH    **SubSample Repository:**    **Bio Rep Num:**

**Submersible Videos:**

**FrameGrab Images:**

**Lab Camera Images:**

**Microscope Images:**

**Microscope Videos:**

**Spec ID** EX2206\_20220808T130711\_D2\_DIVE02\_SPEC04BIO\_A05 ( EX2206\_D02\_04B\_A05 )

**Collection Date:** 20220808    **Collection Time:** 130711    **Lat and Long:** 37.35503 -24.37989

**Collection Reason:**    **ROV Box Used:**

**Phylum:**    **Field ID** Mixed lot encrusting sponges

**Preparation**    **Depth m:** 713.8    **Temp C** 10.340

**Preservative**    **Salinity:** 35.492    **Oxygen** 5.963

**Repository Info:** SNMNH    **SubSample Repository:**    **Bio Rep Num:**

**Submersible Videos:**

**FrameGrab Images:**

**Lab Camera Images:**

**Microscope Images:**

**Microscope Videos:**



<b>Cruise ID</b>	EX2206	<b>Dive ID</b>	DIVE02
<b>Dive Location</b>	East of Formigas Rift		

**Spec ID** EX2206\_20220808T130711\_D2\_DIVE02\_SPEC04Bio\_A06 ( EX2206\_D02\_04G\_A06 )

**Collection Date:** 20220808    **Collection Time:** 130711    **Lat and Long:** 37.35503 -24.37989

**Collection Reason:**     **ROV Box Used:**

**Phylum:**     **Field ID** Rock

**Preparation**     **Depth m:** 713.8    **Temp C** 10.340

**Preservative** Dried    **Salinity:** 35.492    **Oxygen** 5.963

**Repository Info:** SNMNH    **SubSample Repository:**     **Bio Rep Num:**

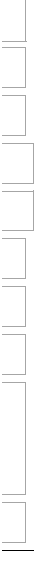
**Submersible Videos:**

**FrameGrab Images:**

**Lab Camera Images:**

**Microscope Images:** EX2206\_IMG\_20220808T130711Z\_MICRO\_D02\_04B\_A06\_M05.JPG;  
EX2206\_IMG\_20220808T130711Z\_MICRO\_D02\_04B\_A06\_M06.JPG;  
EX2206\_IMG\_20220808T130711Z\_MICRO\_D02\_04B\_A06\_M07.JPG;

**Microscope Videos:**





<b>Cruise ID</b>	EX2206	<b>Dive ID</b>	DIVE02			
<b>Dive Location</b>	East of Formigas Rift					
<b>Spec ID</b>	EX2206_20220808T140006_D2_DIVE02_SPEC05GEO		( EX2206_D02_05G )			
<b>Collection Date:</b>	20220808	<b>Collection Time:</b>	140006	<b>Lat and Long:</b>	37.35497 -24.37927	
<b>Collection Reason:</b>	Characteristic of Site		<b>ROV Box Used:</b>	Port Forward Rock Box		
<b>Phylum:</b>		<b>Field ID</b>	volcaniclastic and pyroclast			
<b>Preparation</b>	Rinsed and Dried		<b>Depth m:</b>	663.0	<b>Temp C</b>	10.854
<b>Preservative</b>	Rinsed and Dried		<b>Salinity:</b>	35.52	<b>Oxygen</b>	6.042
<b>Repository Info:</b>	OSU	<b>SubSample Repository:</b>		<b>Bio Rep Num:</b>		
<b>Submersible Videos:</b>	EX2206_VID_20220808T135000Z_CPHD.mov; EX2206_VID_20220808T135000Z_ROVHD.mov; EX2206_VID_20220808T135459Z_CPHD.mov; EX2206_VID_20220808T135459Z_ROVHD.mov; EX2206_VID_20220808T135557Z_D02_05G_02.mov; EX2206_VID_20220808T135714Z_D02_05G_04.mov;					
<b>FrameGrab Images:</b>	EX2206_IMG_20220808T135245Z_ROVHD.jpg; EX2206_IMG_20220808T135532Z_ROVHD.jpg; EX2206_IMG_20220808T135544Z_CPHD.jpg; EX2206_IMG_20220808T135643Z_ROVHD.jpg; EX2206_IMG_20220808T135713Z_D02_05G_02.jpg; EX2206_IMG_20220808T135718Z_ROVHD.jpg; EX2206_IMG_20220808T135746Z_ROVHD.jpg; EX2206_IMG_20220808T135817Z_ROVHD.jpg; EX2206_IMG_20220808T135855Z_D02_05G_04.jpg;					
<b>Lab Camera Images:</b>	EX2206_IMG_20220808T140006Z_SMPWLF_D02_05G_L04.jpg; EX2206_IMG_20220808T140006Z_SMPWLF_D02_05G_L05.jpg; EX2206_IMG_20220808T140006Z_SMPWLF_D02_05G_L06.jpg; EX2206_IMG_20220808T140006Z_SMPWLF_D02_05G_L07.jpg; EX2206_IMG_20220808T140006Z_SMPWLF_D02_05G_L08.jpg; EX2206_IMG_20220808T140006Z_SMPWLF_D02_05G_L09.jpg; EX2206_IMG_20220808T140006Z_SMPWLF_D02_05G_L10.jpg; EX2206_IMG_20220808T140006Z_SMPWLF_D02_05G_L11.jpg; EX2206_IMG_20220808T140006Z_SMPWLF_D02_05G_L12.jpg; EX2206_IMG_20220808T140006Z_SMPWLF_D02_05G_L13.jpg; EX2206_IMG_20220808T140006Z_SMPWLF_D02_05G_L14.jpg; EX2206_IMG_20220808T140006Z_SMPWLF_D02_05G_L15.jpg; EX2206_IMG_20220808T140006Z_SMPWLF_D02_05G_L01.jpg; EX2206_IMG_20220808T140006Z_SMPWLF_D02_05G_L02.jpg; EX2206_IMG_20220808T140006Z_SMPWLF_D02_05G_L03.jpg;					
<b>Microscope Images:</b>	EX2206_IMG_20220808T140006Z_MICRO_D02_05G_M04.JPG; EX2206_IMG_20220808T140006Z_MICRO_D02_05G_M05.JPG; EX2206_IMG_20220808T140006Z_MICRO_D02_05G_M06.JPG; EX2206_IMG_20220808T140006Z_MICRO_D02_05G_M07.JPG; EX2206_IMG_20220808T140006Z_MICRO_D02_05G_M08.JPG; EX2206_IMG_20220808T140006Z_MICRO_D02_05G_M09.JPG; EX2206_IMG_20220808T140006Z_MICRO_D02_05G_M10.JPG; EX2206_IMG_20220808T140006Z_MICRO_D02_05G_M11.JPG; EX2206_IMG_20220808T140006Z_MICRO_D02_05G_M12.JPG;					
<b>Microscope Videos:</b>						



g;

Cruise ID	EX2206	Dive ID	DIVE02
Dive Location	East of Formigas Rift		

Spec ID  (  )

Collection Date:  Collection Time:  Lat and Long:

Collection Reason:  ROV Box Used:

Phylum:  Field ID

Preparation  Depth m:  Temp C

Preservative  Salinity:  Oxygen

Repository Info:  SubSample Repository:  Bio Rep Num:

Submersible Videos:

FrameGrab Images:

Lab Camera Images:

Microscope Images:

Microscope Videos:

Spec ID  (  )

Collection Date:  Collection Time:  Lat and Long:

Collection Reason:  ROV Box Used:

Phylum:  Field ID

Preparation  Depth m:  Temp C

Preservative  Salinity:  Oxygen

Repository Info:  SubSample Repository:  Bio Rep Num:

Submersible Videos:

FrameGrab Images:

Lab Camera Images:

Microscope Images:

Microscope Videos:



<b>Cruise ID</b>	EX2206	<b>Dive ID</b>	DIVE02			
<b>Dive Location</b>	East of Formigas Rift					
<b>Spec ID</b>	EX2206_20220808T140549_D2_DIVE02_SPEC06GEO		( EX2206_D02_06G )			
<b>Collection Date:</b>	20220808	<b>Collection Time:</b>	140549	<b>Lat and Long:</b>	37.35497 -24.37925	
<b>Collection Reason:</b>	Characteristic of Site		<b>ROV Box Used:</b>	Port Forward Rock Box		
<b>Phylum:</b>		<b>Field ID</b>	volacaniclastic			
<b>Preparation</b>	Rinsed and Dried		<b>Depth m:</b>	662.7	<b>Temp C</b>	10.858
<b>Preservative</b>	Rinsed and Dried		<b>Salinity:</b>	35.522	<b>Oxygen</b>	6.037
<b>Repository Info:</b>	OSU	<b>SubSample Repository:</b>		<b>Bio Rep Num:</b>		
<b>Submersible Videos:</b>	EX2206_VID_20220808T140000Z_ROVHD.mov; EX2206_VID_20220808T140047Z_D02_06G_04.mov; EX2206_VID_20220808T140334Z_D02_06G_02.mov;					
<b>FrameGrab Images:</b>	EX2206_IMG_20220808T140155Z_ROVHD.jpg; EX2206_IMG_20220808T140430Z_ROVHD.jpg; EX2206_IMG_20220808T140441Z_D02_06G_02.jpg; EX2206_IMG_20220808T140500Z_ROVHD.jpg; EX2206_IMG_20220808T140511Z_D02_06G_04.jp					
<b>Lab Camera Images:</b>	EX2206_IMG_20220808T140549Z_SMPSTL_D02_06G_L01.JPG;					
<b>Microscope Images:</b>	EX2206_IMG_20220808T140549Z_MICRO_D02_06G_M01.JPG; EX2206_IMG_20220808T140549Z_MICRO_D02_06G_M02.JPG; EX2206_IMG_20220808T140549Z_MICRO_D02_06G_M03.JPG; EX2206_IMG_20220808T140549Z_MICRO_D02_06G_M04.JPG; EX2206_IMG_20220808T140549Z_MICRO_D02_06G_M05.JPG; EX2206_IMG_20220808T140549Z_MICRO_D02_06G_M06.JPG; EX2206_IMG_20220808T140549Z_MICRO_D02_06G_M07.JPG;					
<b>Microscope Videos:</b>						



9:

<b>Cruise ID</b>	EX2206	<b>Dive ID</b>	DIVE02
<b>Dive Location</b>	East of Formigas Rift		

**Spec ID** EX2206\_20220808T144553\_D2\_DIVE02\_SPEC07BIO ( EX2206\_D02\_07B )

**Collection Date:** 20220808 **Collection Time:** 144553 **Lat and Long:** 37.35499 -24.37896

**Collection Reason:** New or Unusual Morphotype **ROV Box Used:** Port Inboard Bio Box

**Phylum:** Cnidaria **Field ID** Placogorgia

**Preparation** 95% analytical EtOH **Depth m:** 635.1 **Temp C** 10.771

**Preservative** 95% EtOH **Salinity:** 35.515 **Oxygen** 6.040

**Repository Info:** SNMNH **SubSample Repository:** SNMNH **Bio Rep Num:**


**Submersible Videos:** EX2206\_VID\_20220808T142459Z\_CPHD.mov; EX2206\_VID\_20220808T142459Z\_ROVHD.mov; EX2206\_VID\_20220808T143000Z\_CPHD.mov; EX2206\_VID\_20220808T143000Z\_ROVHD.mov; EX2206\_VID\_20220808T143429Z\_D02\_07B\_02.mov; EX2206\_VID\_20220808T143459Z\_CPHD.mov; EX2206\_VID\_20220808T143459Z\_ROVHD.mov; EX2206\_VID\_20220808T143622Z\_D02\_07B\_04.mov;

**FrameGrab Images:** EX2206\_IMG\_20220808T142700Z\_ROVHD.jpg; EX2206\_IMG\_20220808T142911Z\_ROVHD.jpg; EX2206\_IMG\_20220808T143020Z\_ROVHD.jpg; EX2206\_IMG\_20220808T143158Z\_CPHD.jpg; EX2206\_IMG\_20220808T143355Z\_ROVHD.jpg; EX2206\_IMG\_20220808T143530Z\_ROVHD.jpg; EX2206\_IMG\_20220808T143535Z\_CPHD.jpg; EX2206\_IMG\_20220808T143627Z\_D02\_07B\_02.jpg; EX2206\_IMG\_20220808T143645Z\_D02\_07B\_04.jpg; EX2206\_IMG\_20220808T143646Z\_ROVHD.jpg; EX2206\_IMG\_20220808T143742Z\_ROVHD.jpg; EX2206\_IMG\_20220808T144049Z\_CPHD.jpg;

**Lab Camera Images:** EX2206\_IMG\_20220808T144553Z\_SMPSTL\_D02\_07B\_L01.JPG; EX2206\_IMG\_20220808T144553Z\_SMPSTL\_D02\_07B\_L02.CR2; EX2206\_IMG\_20220808T144553Z\_SMPSTL\_D02\_07B\_L02.JPG; EX2206\_IMG\_20220808T144553Z\_SMPSTL\_D02\_07B\_L03.CR2; EX2206\_IMG\_20220808T144553Z\_SMPSTL\_D02\_07B\_L03.JPG; EX2206\_IMG\_20220808T144553Z\_SMPSTL\_D02\_07B\_L04.CR2; EX2206\_IMG\_20220808T144553Z\_SMPSTL\_D02\_07B\_L04.JPG; EX2206\_IMG\_20220808T144553Z\_SMPSTL\_D02\_07B\_L05.CR2; EX2206\_IMG\_20220808T144553Z\_SMPSTL\_D02\_07B\_L05.JPG; EX2206\_IMG\_20220808T144553Z\_SMPSTL\_D02\_07B\_L06.CR2; EX2206\_IMG\_20220808T144553Z\_SMPSTL\_D02\_07B\_L06.JPG; EX2206\_IMG\_20220808T144553Z\_SMPSTL\_D02\_07B\_L07.CR2; EX2206\_IMG\_20220808T144553Z\_SMPSTL\_D02\_07B\_L07.JPG; EX2206\_IMG\_20220808T144553Z\_SMPSTL\_D02\_07B\_L08.CR2; EX2206\_IMG\_20220808T144553Z\_SMPSTL\_D02\_07B\_L08.JPG; EX2206\_IMG\_20220808T144553Z\_SMPSTL\_D02\_07B\_L09.CR2; EX2206\_IMG\_20220808T144553Z\_SMPSTL\_D02\_07B\_L09.JPG; EX2206\_IMG\_20220808T144553Z\_SMPSTL\_D02\_07B\_L10.CR2; EX2206\_IMG\_20220808T144553Z\_SMPSTL\_D02\_07B\_L10.JPG; EX2206\_IMG\_20220808T144553Z\_SMPSTL\_D02\_07B\_L11.CR2; EX2206\_IMG\_20220808T144553Z\_SMPSTL\_D02\_07B\_L11.JPG; EX2206\_IMG\_20220808T144553Z\_SMPSTL\_D02\_07B\_L12.CR2; EX2206\_IMG\_20220808T144553Z\_SMPSTL\_D02\_07B\_L12.JPG;

**Microscope Images:**

**Microscope Videos:**





<b>Cruise ID</b>	EX2206	<b>Dive ID</b>	DIVE02
<b>Dive Location</b>	East of Formigas Rift		

**Spec ID** EX2206\_20220808T170149\_D2\_DIVE02\_SPEC08BIO ( EX2206\_D02\_08B )

**Collection Date:** 20220808 **Collection Time:** 170149 **Lat and Long:** 37.35378 -24.37765

**Collection Reason:** Rare Fauna **ROV Box Used:** Suction Canister 3

**Phylum:** Porifera **Field ID** Demospongiae

**Preparation** 95% analytical EtOH **Depth m:** 629.2 **Temp C** 10.598

**Preservative** 95% EtOH **Salinity:** 35.506 **Oxygen** 5.982

**Repository Info:** SNMNH **SubSample Repository:** SNMNH **Bio Rep Num:**

**Submersible Videos:** EX2206\_VID\_20220808T165000Z\_ROVHD.mov; EX2206\_VID\_20220808T165459Z\_CPHD.mov;  
EX2206\_VID\_20220808T165459Z\_ROVHD.mov;  
EX2206\_VID\_20220808T165954Z\_D02\_08B\_02.mov; EX2206\_VID\_20220808T170000Z\_CPHD.mov  
EX2206\_VID\_20220808T170000Z\_ROVHD.mov;  
EX2206\_VID\_20220808T170003Z\_D02\_08B\_11.mov;

**FrameGrab Images:** EX2206\_IMG\_20220808T165407Z\_ROVHD.jpg; EX2206\_IMG\_20220808T165451Z\_ROVHD.jpg;  
EX2206\_IMG\_20220808T165522Z\_ROVHD.jpg; EX2206\_IMG\_20220808T165523Z\_CPHD.jpg;  
EX2206\_IMG\_20220808T165659Z\_ROVHD.jpg; EX2206\_IMG\_20220808T165938Z\_ROVHD.jpg;  
EX2206\_IMG\_20220808T170016Z\_ROVHD.jpg; EX2206\_IMG\_20220808T170032Z\_CPHD.jpg;  
EX2206\_IMG\_20220808T170034Z\_D02\_08B\_02.jpg;  
EX2206\_IMG\_20220808T170044Z\_D02\_08B\_11.jpg; EX2206\_IMG\_20220808T170342Z\_ROVHD.jpg

**Lab Camera Images:**

**Microscope Images:**

**Microscope Videos:**

**Spec ID** EX2206\_20220808T174106\_D2\_DIVE02\_BLW ( EX2206\_D02\_BLW )

**Collection Date:** **Collection Time:** **Lat and Long:**

**Collection Reason:** eDNA **ROV Box Used:**

**Phylum:** **Field ID** Blank Water Specimen

**Preparation** **Depth m:** **Temp C**

**Preservative** Longmire's Buffer Solution **Salinity:** **Oxygen**

**Repository Info:** SNMNH **SubSample Repository:** **Bio Rep Num:**

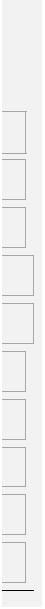
**Submersible Videos:**

**FrameGrab Images:**

**Lab Camera Images:**

**Microscope Images:**

**Microscope Videos:**



<b>Cruise ID</b>	EX2206	<b>Dive ID</b>	DIVE02
<b>Dive Location</b>	East of Formigas Rift		

<b>Spec ID</b>	EX2206_20220808T174106_D2_DIVE02_SPEC09WAT	(	EX2206_D02_09W	)		
<b>Collection Date:</b>	20220808	<b>Collection Time:</b>	174106	<b>Lat and Long:</b>	37.35381	-24.37677
<b>Collection Reason:</b>	eDNA	<b>ROV Box Used:</b>	Niskin Bottle 2			
<b>Phylum:</b>		<b>Field ID</b>	water for edna sampling			
<b>Preparation</b>		<b>Depth m:</b>	629.2	<b>Temp C</b>	10.610	
<b>Preservative</b>	Longmire's Buffer Solution	<b>Salinity:</b>	35.502	<b>Oxygen</b>	5.994	
<b>Repository Info:</b>	SNMNH	<b>SubSample Repository:</b>		<b>Bio Rep Num:</b>		
<b>Submersible Videos:</b>	EX2206_VID_20220808T173951Z_D02_09W_08.mov;					
<b>FrameGrab Images:</b>	EX2206_IMG_20220808T173957Z_D02_09W_08.jpg;					
<b>Lab Camera Images:</b>						
<b>Microscope Images:</b>						
<b>Microscope Videos:</b>						

<b>Spec ID</b>	EX2206_20220808T175138_D2_DIVE02_SPEC10BIO	(	EX2206_D02_10B	)		
<b>Collection Date:</b>	20220808	<b>Collection Time:</b>	175138	<b>Lat and Long:</b>	37.35378	-24.37677
<b>Collection Reason:</b>	Rare Fauna	<b>ROV Box Used:</b>	Suction Canister 4			
<b>Phylum:</b>	Cnidaria	<b>Field ID</b>	Stylaster			
<b>Preparation</b>	95% analytical EtOH	<b>Depth m:</b>	627.8	<b>Temp C</b>	10.533	
<b>Preservative</b>	95% EtOH	<b>Salinity:</b>	35.505	<b>Oxygen</b>	5.990	
<b>Repository Info:</b>	SNMNH	<b>SubSample Repository:</b>	SNMNH	<b>Bio Rep Num:</b>		
<b>Submersible Videos:</b>	EX2206_VID_20220808T174459Z_ROVHD.mov; EX2206_VID_20220808T175000Z_CPHD.mov; EX2206_VID_20220808T175000Z_ROVHD.mov; EX2206_VID_20220808T175248Z_D02_10B_02.mov; EX2206_VID_20220808T175411Z_D02_10B_11.mov;					
<b>FrameGrab Images:</b>	EX2206_IMG_20220808T175234Z_ROVHD.jpg; EX2206_IMG_20220808T175409Z_D02_10B_02.jpg; EX2206_IMG_20220808T175417Z_D02_10B_11.jpg;					
<b>Lab Camera Images:</b>						
<b>Microscope Images:</b>						
<b>Microscope Videos:</b>						



<b>Cruise ID</b>	EX2206	<b>Dive ID</b>	DIVE02			
<b>Dive Location</b>	East of Formigas Rift					
<b>Spec ID</b>	EX2206_20220808T175800_D2_DIVE02_SPEC11GEO		( EX2206_D02_11G )			
<b>Collection Date:</b>	20220808	<b>Collection Time:</b>	175800	<b>Lat and Long:</b>	37.35381 -24.37627	
<b>Collection Reason:</b>	Geological		<b>ROV Box Used:</b>	Suction Canister 5		
<b>Phylum:</b>		<b>Field ID</b>	Volcanoclastic			
<b>Preparation</b>	Rinsed and Dried		<b>Depth m:</b>	627.0	<b>Temp C</b>	10.432
<b>Preservative</b>	Rinsed and Dried		<b>Salinity:</b>	35.497	<b>Oxygen</b>	5.980
<b>Repository Info:</b>	OSU	<b>SubSample Repository:</b>		<b>Bio Rep Num:</b>		
<b>Submersible Videos:</b>	EX2206_VID_20220808T175459Z_CPHD.mov; EX2206_VID_20220808T175459Z_ROVHD.mov; EX2206_VID_20220808T180000Z_CPHD.mov; EX2206_VID_20220808T180000Z_ROVHD.mov; EX2206_VID_20220808T180223Z_D02_11G_02.mov; EX2206_VID_20220808T180244Z_D02_11G_11.mov; EX2206_VID_20220808T180332Z_D02_11G_11.mov;					
<b>FrameGrab Images:</b>	EX2206_IMG_20220808T175845Z_ROVHD.jpg; EX2206_IMG_20220808T180002Z_ROVHD.jpg; EX2206_IMG_20220808T180011Z_CPHD.jpg; EX2206_IMG_20220808T180238Z_D02_11G_02.jpg; EX2206_IMG_20220808T180301Z_D02_11G_11.jpg; EX2206_IMG_20220808T180322Z_ROVHD.jpg; EX2206_IMG_20220808T180338Z_D02_11G_11.jpg; EX2206_IMG_20220808T180504Z_ROVHD.jp					
<b>Lab Camera Images:</b>	EX2206_IMG_20220808T175800Z_SMPWLF_D02_11G_A02_L01.jpg; EX2206_IMG_20220808T175800Z_SMPWLF_D02_11G_A02_L02.jpg; EX2206_IMG_20220808T175800Z_SMPWLF_D02_11G_A02_L03.jpg; EX2206_IMG_20220808T175800Z_SMPWLF_D02_11G_L01.jpg; EX2206_IMG_20220808T175800Z_SMPWLF_D02_11G_L02.jpg; EX2206_IMG_20220808T175800Z_SMPWLF_D02_11G_L03.jpg; EX2206_IMG_20220808T175800Z_SMPWLF_D02_11G_L04.jpg; EX2206_IMG_20220808T175800Z_SMPWLF_D02_11G_L05.jpg; EX2206_IMG_20220808T175800Z_SMPWLF_D02_11G_L06.jpg;					
<b>Microscope Images:</b>	EX2206_IMG_20220808T175800Z_MICRO_D02_11G_M01.JPG; EX2206_IMG_20220808T175800Z_MICRO_D02_11G_M02.JPG; EX2206_IMG_20220808T175800Z_MICRO_D02_11G_M03.JPG; EX2206_IMG_20220808T175800Z_MICRO_D02_11G_M04.JPG; EX2206_IMG_20220808T175800Z_MICRO_D02_11G_M05.JPG; EX2206_IMG_20220808T175800Z_MICRO_D02_11G_M06.JPG; EX2206_IMG_20220808T175800Z_MICRO_D02_11G_M07.JPG; EX2206_IMG_20220808T175800Z_MICRO_D02_11G_M08.JPG; EX2206_IMG_20220808T175800Z_MICRO_D02_11G_M09.JPG;					
<b>Microscope Videos:</b>						



<b>Cruise ID</b>	EX2206	<b>Dive ID</b>	DIVE02
<b>Dive Location</b>	East of Formigas Rift		

**Spec ID** EX2206\_20220808T175800\_D2\_DIVE02\_SPEC11GEO\_A01 ( EX2206\_D02\_11G\_A01 )

**Collection Date:** 20220808    **Collection Time:** 175800    **Lat and Long:** 37.35381 -24.37627

**Collection Reason:**    **ROV Box Used:**

**Phylum:**    **Field ID** 2 Demosponges

**Preparation**    **Depth m:** 627.0    **Temp C** 10.432

**Preservative** 5% Formalin    **Salinity:** 35.497    **Oxygen** 5.980

**Repository Info:** SNMNH    **SubSample Repository:**    **Bio Rep Num:**

**Submersible Videos:**

**FrameGrab Images:**

**Lab Camera Images:**

**Microscope Images:**

**Microscope Videos:**

**Spec ID** EX2206\_20220808T175800\_D2\_DIVE02\_SPEC11GEO\_A02 ( EX2206\_D02\_11G\_A02 )

**Collection Date:** 20220808    **Collection Time:** 175800    **Lat and Long:** 37.35381 -24.37627

**Collection Reason:**    **ROV Box Used:**

**Phylum:** Mollusca    **Field ID** Gastropoda

**Preparation**    **Depth m:** 627.0    **Temp C** 10.432

**Preservative** 95% EtOH    **Salinity:** 35.497    **Oxygen** 5.980

**Repository Info:** SNMNH    **SubSample Repository:**    **Bio Rep Num:**

**Submersible Videos:**

**FrameGrab Images:**

**Lab Camera Images:**

**Microscope Images:**

**Microscope Videos:**





<b>Cruise ID</b>	EX2206	<b>Dive ID</b>	DIVE02
<b>Dive Location</b>	East of Formigas Rift		
<b>Spec ID</b>	EX2206_20220808T180500_D2_DIVE02_SPEC12BIO		( EX2206_D02_12B )
<b>Collection Date:</b>	20220808	<b>Collection Time:</b>	180500
		<b>Lat and Long:</b>	37.35383 -24.37670
<b>Collection Reason:</b>	Biological	<b>ROV Box Used:</b>	Starboard Inboard Bio Box
<b>Phylum:</b>	Porifera	<b>Field ID</b>	Rock Sponge
<b>Preparation</b>		<b>Depth m:</b>	627.4
		<b>Temp C</b>	10.184
<b>Preservative</b>	95% EtOH	<b>Salinity:</b>	35.389
		<b>Oxygen</b>	5.927
<b>Repository Info:</b>	SNMNH	<b>SubSample Repository:</b>	SNMNH
		<b>Bio Rep Num:</b>	
<b>Submersible Videos:</b>	EX2206_VID_20220808T180459Z_CPHD.mov; EX2206_VID_20220808T180459Z_ROVHD.mov; EX2206_VID_20220808T180715Z_D02_12B_02.mov; EX2206_VID_20220808T180735Z_D02_12B_04.mov;		
<b>FrameGrab Images:</b>	EX2206_IMG_20220808T180547Z_ROVHD.jpg; EX2206_IMG_20220808T180600Z_ROVHD.jpg; EX2206_IMG_20220808T180845Z_D02_12B_02.jpg; EX2206_IMG_20220808T180848Z_D02_12B_04.jpg;		
<b>Lab Camera Images:</b>			
<b>Microscope Images:</b>			
<b>Microscope Videos:</b>			

